

Parts Breakdown

Model CE-CN-3500-A 44414




①



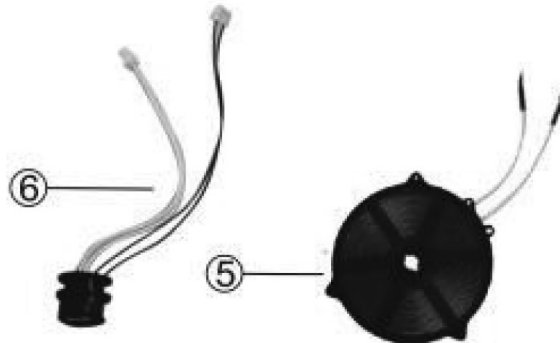
②



③



④

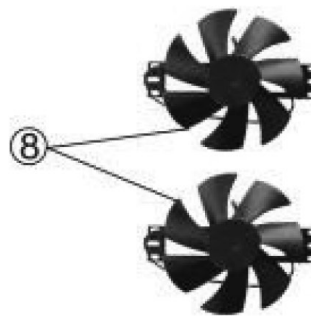


⑥


⑤




⑦



⑧



⑨



⑩



⑪

Parts Breakdown

Model CE-CN-3500-A 44414

Item No.	Description	Position	Item No.	Description	Position	Item No.	Description	Position
67561	Plate for 44414	1	67565	Main Board for 44414	4	67569	Fan (2PC) for 44414	8
67562	PVC for 44414	1A	67566	Coil (3500W) for 44414	5	67570	Bottom Housing for 44414	9
67563	Top Housing for 44414	2	67567	Sensor for 44414	6	67571	Feet (4PC) for 44414	10
67564	Control Board for 44414	3	67568	Power Cable for 44414	7	67572	Support Frame for 44414	11